



Trinidad & Tobago
Mortgage Finance
Company Limited

From here... to Home.

STANDING STRONG



1851

1897

1965

1898

1904

FINANCIAL
STATEMENTS
2020



**FINANCIAL STATEMENTS
FOR THE YEAR ENDED
DECEMBER 31, 2020**



From here... to Home.

TABLE OF CONTENTS

4	Statement of Management's Responsibility
5	Independent Auditor's Report
8	Statement of Financial Position
9	Statement of Comprehensive Income
10	Statement of Changes in Equity
11	Statement of Cash Flows
12	Notes to the Financial Statements

STATEMENT OF MANAGEMENT'S RESPONSIBILITY

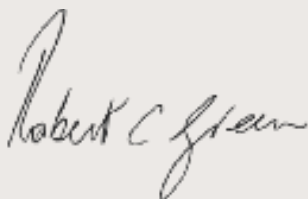
Management is responsible for the following:

- Preparing and fairly presenting the accompanying financial statements of Trinidad and Tobago Mortgage Finance Company Limited, which comprise the statement of financial position as at 31 December 2020, the statement of comprehensive income, the statement of changes in equity and cash flows for the year then ended, and a summary of significant accounting policies and other explanatory information;
- Ensuring that the company keeps proper accounting records;
- Selecting appropriate accounting policies and applying them in a consistent manner;
- Implementing, monitoring and evaluating the system of internal control that assures security of the company's assets, detection/prevention of fraud, and the achievement of company operational efficiencies;
- Ensuring that the system of internal control operated effectively during the reporting period;
- Producing reliable financial reporting that comply with laws and regulations, including the Companies Act; and
- Using reasonable and prudent judgement in the determination of estimates.

In preparing these audited financial statements, management utilised the International Financial Reporting Standards, as issued by the International Accounting Standards Board and adopted by the Institute of Chartered Accountants of Trinidad and Tobago. Where International Financial Reporting Standards presented alternative accounting treatments, management chose those considered most appropriate in the circumstances.

Nothing has come to the attention of management to indicate that the company will not remain a going concern for the next twelve months from the reporting date; or up to the date the accompanying financial statements have been authorised for issue, if later.

Management affirms that it has carried out its responsibilities as outlined above.



Chief Executive Officer
24 March 2021



Ag. Secretary
24 March 2021

INDEPENDENT AUDITOR'S REPORT

TO THE SHAREHOLDERS OF TRINIDAD AND TOBAGO MORTGAGE FINANCE COMPANY LIMITED

Report on the Audit of the Financial Statements Opinion

We have audited the financial statements of Trinidad and Tobago Mortgage Finance Company Limited (“the Company”), which comprise the statement of financial position as at 31 December 2020, and the statement of comprehensive income, statement of changes in equity and statement of cash flows for the year then ended, notes to the financial statements, including a summary of significant accounting policies.

In our opinion, the accompanying financial statements present fairly, in all material respects, the financial position of the Company as at 31 December 2020 and its financial performance and its cash flows for the year then ended in accordance with International Financial Reporting Standards (“IFRSs”).

Basis for Opinion

We conducted our audit in accordance with International Standards on Auditing (“ISAs”). Our responsibilities under those standards are further described in the Auditor’s Responsibilities for the Audit of the Financial Statements section of our report. We are independent of the Company in accordance with the International Ethics Standards Board of Accountants’ (IESBA) International Code of Ethics for Professional Accountants (including International Independence Standards) (“IESBA Code”), and we have fulfilled our other ethical responsibilities in accordance with the IESBA Code. We believe that the audit evidence we have obtained is sufficient and appropriate to provide a basis for our opinion.

Responsibilities of Management and the Audit, Risk and Compliance Committee for the Financial Statements

Management is responsible for the preparation and fair presentation of the financial statements in accordance with IFRSs, and for such internal control as management determines is necessary to enable the preparation of financial statements that are free from material misstatement, whether due to fraud or error.

In preparing the financial statements, management is responsible for assessing the Company’s ability to continue as a going concern, disclosing, as applicable, matters related to going concern and using the going concern basis of accounting unless management either intends to liquidate the Company or to cease operations, or has no realistic alternative but to do so.

The Audit, Risk and Compliance Committee is responsible for overseeing the Company’s financial reporting process.

INDEPENDENT AUDITOR'S REPORT

TO THE SHAREHOLDERS OF TRINIDAD AND TOBAGO MORTGAGE FINANCE COMPANY LIMITED

Report on the Audit of the Financial Statements (Continued)

Auditor's Responsibilities for the Audit of the Financial Statements

Our objectives are to obtain reasonable assurance about whether the financial statements as a whole are free from material misstatement, whether due to fraud or error, and to issue an auditor's report that includes our opinion. Reasonable assurance is a high level of assurance, but is not a guarantee that an audit conducted in accordance with ISAs will always detect a material misstatement when it exists. Misstatements can arise from fraud or error and are considered material if, individually or in the aggregate, they could reasonably be expected to influence the economic decisions of users taken on the basis of these financial statements.

As part of an audit in accordance with ISAs, we exercise professional judgment and maintain professional skepticism throughout the audit. We also:

- Identify and assess the risks of material misstatement of the financial statements, whether due to fraud or error, design and perform audit procedures responsive to those risks, and obtain audit evidence that is sufficient and appropriate to provide a basis for our opinion. The risk of not detecting a material misstatement resulting from fraud is higher than for one resulting from error, as fraud may involve collusion, forgery, intentional omissions, misrepresentations, or the override of internal control.
- Obtain an understanding of internal control relevant to the audit in order to design audit procedures that are appropriate in the circumstances, but not for the purpose of expressing an opinion on the effectiveness of the Company's internal control.
- Evaluate the appropriateness of accounting policies used and the reasonableness of accounting estimates and related disclosures made by management.
- Conclude on the appropriateness of management's use of the going concern basis of accounting and based on the audit evidence obtained, whether a material uncertainty exists related to events or conditions that may cast significant doubt on the Company's ability to continue as a going concern. If we conclude that a material uncertainty exists, we are required to draw attention in our auditor's report to the related disclosures in the financial statements or, if such disclosures are inadequate, to modify our opinion. Our conclusions are based on the audit evidence obtained up to the date of our auditor's report. However, future events or conditions may cause the Company to cease to continue as a going concern.
- Evaluate the overall presentation, structure and content of the financial statements, including the disclosures, and whether the financial statements represent the underlying transactions and events in a manner that achieves fair presentation.

INDEPENDENT AUDITOR'S REPORT

TO THE SHAREHOLDERS OF TRINIDAD AND TOBAGO MORTGAGE FINANCE COMPANY LIMITED

Report on the Audit of the Financial Statements (Continued)

Auditor's Responsibilities for the Audit of the Financial Statements (Continued)

We communicate with the Audit, Risk and Compliance Committee regarding, among other matters, the planned scope and timing of the audit and significant audit findings, including any significant deficiencies in internal control that we identify during our audit.



Port of Spain,
TRINIDAD
24 March 2021

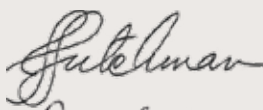


SUMMARY STATEMENT OF FINANCIAL POSITION AS AT DECEMBER 31, 2020

(Expressed in Thousands of Trinidad and Tobago dollars)

ASSETS		2020	2019
Cash and cash equivalents	4	43,287	60,318
GORTT subsidy receivable	5	266,374	219,424
Debtors and prepayments	6	7,130	8,195
Investment securities	7	253,925	253,465
Mortgage loans	8	3,724,344	3,538,419
Property and equipment	9	40,648	42,613
Right-of-use assets	10	2,192	3,706
Deferred tax assets	11	<u>163,094</u>	<u>158,786</u>
TOTAL ASSETS		<u><u>4,500,994</u></u>	<u><u>4,284,926</u></u>
LIABILITIES AND EQUITY			
LIABILITIES			
Dividend payable	32	-	52,822
Prepayments by mortgagors	12	89,192	91,758
Amount due to HDC	14	863	861
Sundry creditors and accruals	15	115,231	76,088
Short-term debt	16	129,688	229,708
Interest payable on debt		27,987	28,218
Long-term debt	17	2,899,689	2,631,663
Lease liabilities	10	2,263	3,751
Pension plan liability	18 (a)	<u>29,953</u>	<u>21,043</u>
TOTAL LIABILITIES		<u><u>3,294,866</u></u>	<u><u>3,135,912</u></u>
EQUITY			
Share capital	19	12,408	12,408
Retained earnings		<u>1,193,720</u>	<u>1,136,606</u>
TOTAL EQUITY		<u><u>1,206,128</u></u>	<u><u>1,149,014</u></u>
TOTAL EQUITY AND LIABILITIES		<u><u>4,500,994</u></u>	<u><u>4,284,926</u></u>

The accompanying notes form an integral part of these financial statements.

On 24 March 2021, the Board of Directors of Trinidad and Tobago Mortgage Finance Company Limited authorised these financial statements for issue.

 : Director
 : Director
 : Director

STATEMENT OF COMPREHENSIVE INCOME FOR THE YEAR ENDED DECEMBER 31, 2020

(Expressed in Thousands of Trinidad and Tobago dollars)

	Notes	2020	2019
Income			
Mortgage interest		152,317	161,505
Net interest expense	20	<u>(125)</u>	<u>(19,215)</u>
Net interest income		152,192	142,290
Investment income	21	21,614	23,223
Rental income		825	868
Other income	22	<u>48,285</u>	<u>48,496</u>
		<u>222,916</u>	<u>214,877</u>
Expenses			
Administration expenses	23	(79,126)	(75,641)
Loan impairment (expense)/reversal	8	(13,697)	612
Modification loss	2 (c)	(12,344)	-
Building expenses		<u>(3,915)</u>	<u>(4,636)</u>
		<u>(109,082)</u>	<u>(79,665)</u>
Net income before taxation		113,834	135,212
Taxation expense	25	<u>470</u>	<u>(8,983)</u>
Net income after taxation		<u>114,304</u>	<u>126,229</u>
Other comprehensive income, net of taxes			
Items that will not be reclassified subsequently to profit or loss:			
- Re-measurement losses on defined benefit plans	18 (c)	(9,568)	(8,809)
- Income tax credit	11	<u>2,870</u>	<u>2,643</u>
Other comprehensive loss for the year, net of tax		<u>(6,698)</u>	<u>(6,166)</u>
Total comprehensive income for the year		<u>107,606</u>	<u>120,063</u>

The accompanying notes form an integral part of these financial statements.

STATEMENT OF CHANGES IN EQUITY FOR THE YEAR ENDED DECEMBER 31, 2020

(Expressed in Thousands of Trinidad and Tobago dollars)

	Notes	Share Capital	Retained earnings	Total
Balance at 31 December 2018		12,408	1,069,365	1,081,773
Net income for the year		-	126,229	126,229
Other comprehensive loss for the year		-	(6,166)	(6,166)
Dividends payable	32	-	(52,822)	(52,822)
Balance at 31 December 2019		12,408	1,136,606	1,149,014
Net income for the year		-	114,304	114,304
Other comprehensive loss for the year		-	(6,698)	(6,698)
Dividends paid	32	-	(50,492)	(50,492)
Balance at 31 December 2020		<u>12,408</u>	<u>1,193,720</u>	<u>1,206,128</u>

The accompanying notes form an integral part of these financial statements.

STATEMENT OF CASH FLOWS FOR THE YEAR ENDED DECEMBER 31, 2020

(Expressed in Thousands of Trinidad and Tobago dollars)

	Notes	2020	2019
Cash flows from operating activities			
Net income before taxation		113,834	135,212
Adjustments for:			
Depreciation	23	6,363	5,287
Loss/(gain) on sale of property and equipment		4	(4)
Amortisation of discount on investment securities		(460)	(422)
Accretion on debt		4,426	9,568
Surplus before working capital changes		124,167	149,641
Increase in debtors and prepayments		(45,885)	(148,265)
Increase in mortgages		(185,925)	(307,962)
(Decrease)/increase in prepayment by mortgagors		(2,566)	2,987
Decrease in amount due under IDB loan programme		-	(169)
Increase/(decrease) in sundry creditors and accruals		39,145	(4,399)
Decrease in pension liability		(658)	(1,812)
Decrease in interest payable on debt		(231)	(3,369)
Tax refund		571	-
Taxes paid		(1,540)	(1,675)
Net cash used in operating activities		(72,922)	(315,023)
Cash flows from investing activities			
Purchase of property and equipment	9	(2,889)	(4,522)
Proceeds from sale of property and equipment		-	152
Net cash used in investing activities		(2,889)	(4,370)
Cash flows from financing activities			
Proceeds from debt		664,688	455,000
Repayments on debt		(501,105)	(501,356)
Principal payments on leases		(1,488)	(1,124)
Dividends paid	32	(103,315)	-
Net cash generated from/(used in) financing activities		58,780	(47,480)
Net decrease in cash and cash equivalents		(17,031)	(366,873)
Cash and cash equivalents at the beginning of year		60,318	427,191
Cash and cash equivalents at the end of year	4	<u>43,287</u>	<u>60,318</u>
Supplemental information			
Interest received		161,587	184,728
Interest paid		131,797	136,943

The accompanying notes form an integral part of these financial statements.

NOTES TO THE FINANCIAL STATEMENTS FOR THE YEAR ENDED 31 DECEMBER, 2020

(Expressed in Thousands of Trinidad and Tobago dollars)

1. Incorporation and principal activity

Trinidad and Tobago Mortgage Finance Company Limited (TTMF or the “Company”) is incorporated in the Republic of Trinidad and Tobago and provides mortgage financing secured by residential property. The Company is also an “approved mortgage company” under the provisions of the Housing Act, Ch. 33:01. The Company is jointly owned by the Government of Trinidad & Tobago (GOTT) and The National Insurance Board of Trinidad and Tobago (NIBTT) in a current shareholding ratio of 49% to 51% respectively.

The registered office is located at 61 Dundonald Street, Port of Spain.

2. Significant accounting policies

The principal accounting policies applied in the preparation of these financial statements are set out below. These policies have been consistently applied to all the years presented, unless otherwise stated.

a) Basis of preparation

The financial statements of the Company are prepared in accordance with International Financial Reporting Standards (IFRS) and are stated in thousands of Trinidad and Tobago dollars. These financial statements have been prepared on a historical cost basis.

The preparation of financial statements in conformity with IFRS requires the use of certain critical accounting estimates. It also requires management to exercise its judgment in the process of applying the Company’s accounting policies. The areas involving a higher degree of judgment or complexity, or areas where assumptions and estimates are significant to the financial statements are disclosed in Note 3.

b) Changes in accounting policy

The accounting policies adopted in the preparation of these financial statements are consistent with those followed in the preparation of the Company’s financial statements for the year ended 31 December 2019, except for the adoption of new standards, amendments and interpretations outlined below.

New standards and amendments/revisions to published standards and interpretations effective in 2020

The standards which became effective for the current year but had no impact on the Company financial statements are listed below:

- Amendments to References to the Conceptual Framework in IFRS Standards
- Amendments to IAS 1 and IAS 8 – Definition of Material
- Amendments to IFRS 3 – Definition of a Business
- Amendments to IFRS 9, IAS 39 and IFRS 7 – Interest Rate Benchmark Reform

Standards in issue not yet effective

The following is a list of standards and interpretations that are not yet effective up to the date of issuance of the Company’s financial statements. These standards and interpretations will be applicable to the Company at a future date and will be adopted when they become effective. The Company is currently assessing the impact of adopting these standards and interpretations.

Effective 1 January 2021:

- Amendments to IFRS 9, IAS 39, IFRS 7, IFRS 4 and IFRS 16 – Interest Rate Benchmark Reform – Phase 2

NOTES TO THE FINANCIAL STATEMENTS FOR THE YEAR ENDED 31 DECEMBER, 2020

(Expressed in Thousands of Trinidad and Tobago dollars)

2. Significant accounting policies (continued)

b) Changes in accounting policy (continued)

Effective 1 January 2022:

- Amendments to IAS 37 – Onerous Contracts: Cost of Fulfilling a Contract
- Amendments to IAS 16 – Property, Plant and Equipment: Proceeds before Intended Use
- AIP (2018-2020 cycle): IFRS 1 First-time Adoption of International Financial Reporting Standards – Subsidiary as a First-time Adopter
- AIP (2018-2020 cycle): IFRS 9 Financial Instruments – Fees in the ‘10 per cent’ Test for Derecognition of Financial Liabilities
- AIP (2018-2020 cycle): IAS 41 Agriculture – Taxation in Fair Value Measurements
- Amendments to IFRS 3 – Reference to the Conceptual Framework

Effective 1 January 2023:

- IFRS 17 Insurance Contracts (including Amendments to IFRS 17 issued in June 2020)
- Amendments to IAS 1 – Classification of Liabilities as Current or Non-current (including Amendment to IAS 1 – Classification of Liabilities as Current or Non-current – Deferral of Effective Date issued in July 2020)

c) Financial instruments

(i) Recognition and initial measurement

The Company’s financial assets and liabilities are recognised in the statement of financial position when it becomes party to the contractual obligations of the instrument. Financial assets are initially recognised at fair value plus transaction costs for all financial assets not carried at fair value through profit or loss.

(ii) Classification

The Company classifies its financial instruments in the following measurement categories:

- Amortised cost (AC)
- Fair value through other comprehensive income (FVOCI)
- Fair value through profit or loss (FVTPL)

The Company measures all financial instruments at amortised cost, if both of the following conditions are met and is not designated as at FVTPL:

- the asset is held within a business model whose objective is to hold assets to collect contractual cash flows; and
- the contractual terms of the financial asset give rise on specified dates to cash flows that are ‘solely payments of principal and interest’ (SPPI).

A debt instrument is measured at FVOCI, only if it meets both of the following conditions and is not designated as at FVTPL:

- the asset is held within a business model whose objective is achieved by both collecting contractual cash flows and selling financial assets; and
- the contractual terms of the financial asset give rise on specified dates to cash flows that are SPPI.

On initial recognition of an equity investment that is not held for trading, the Company may irrevocably elect to present subsequent changes in fair value through other comprehensive income. This election is made on an investment-by-investment basis.

NOTES TO THE FINANCIAL STATEMENTS FOR THE YEAR ENDED 31 DECEMBER, 2020

(Expressed in Thousands of Trinidad and Tobago dollars)

2. Significant accounting policies (continued)

c) Financial instruments (continued)

(ii) Classification (continued)

In addition, on initial recognition, the Company may irrevocably designate a financial asset that otherwise meets the requirements to be measured at amortised cost or FVOCI or FVTPL, if in doing so eliminates or significantly reduces an accounting mismatch that would otherwise arise.

Business model assessment

The Company assesses the objective of a business model in which an asset is held at a portfolio level because this best reflects the way the business is managed, and information is provided to management. The information considered includes:

- the stated policies and objectives for the portfolio and the operation of those policies in practice. In particular, whether management's strategy focuses on earning contractual interest revenue, maintaining a particular interest rate profile, matching the duration of the financial assets to the duration of the liabilities that are funding those assets or realizing cash flows through the sale of the assets;
- how the performance of the portfolio is evaluated and reported to the Company's management;
- the risks that affect the performance of the business model (and the financial assets held within that business model) and its strategy for how those risks are managed;
- how managers of the business are compensated (e.g. whether compensation is based on the fair value of the assets managed or the contractual cash flows collected); and
- the frequency, volume and timing of sales in prior periods, the reasons for such sales and its expectations about future sales activity. However, information about sales activity is not considered in isolation, but as part of an overall assessment of how the Company's stated objective for managing the financial assets is achieved and how cash flows are realised.

(iii) Classification

Assessment of whether contractual cash flows are SPPI

For the purposes of this assessment, 'principal' is defined as the fair value of the financial asset on initial recognition. 'Interest' is defined as consideration for the time value of money and for the credit risk associated with the principal amount outstanding during a particular period of time and for other basic lending risks and costs (e.g. liquidity risk and administrative costs), as well as profit margin.

In assessing whether the contractual cash flows are SPPI, the Company considers the contractual terms of the instrument. This includes assessing whether the financial asset contains a contractual term that could change the timing or amount of contractual cash flows such that it would not meet this condition. In making the assessment, the Company considers:

- contingent events that would change the amount and timing of cash flows;
- leverage features;
- prepayment and extension terms;
- terms that limit the Company's claim to cash flows from specified assets (e.g. non-recourse loans); and
- features that modify consideration of the time value of money (e.g. periodical reset of interest rates).

NOTES TO THE FINANCIAL STATEMENTS FOR THE YEAR ENDED 31 DECEMBER, 2020

(Expressed in Thousands of Trinidad and Tobago dollars)

2. Significant accounting policies (continued)

c) Financial instruments (continued)

(iii) Classification (continued)

The Company holds a portfolio of long-term variable-rate mortgage loans for which it has the option to revise the interest rate. These reset rights are limited to the market rate at the time of revision. The borrowers have an option to either accept the revised rate or repay the loan mortgage at par without penalty. The Company has determined that the contractual cash flows of these loans are SPPI because the option varies the interest rate in a way that is consideration for the time value of money, credit risk, other basic lending risks and costs associated with the principal amount outstanding.

(iv) Derecognition

Financial assets

The Company derecognises a financial asset when the contractual rights to the cash flows from the financial asset expires, or it transfers the rights to receive the contractual cash flows in a transaction in which substantially all of the risks and rewards of ownership of the financial asset are transferred or in which the Company does not retain control of the financial asset.

On derecognition of a financial asset, the difference between the carrying amount of the asset (or the carrying amount allocated to the portion of the asset derecognised) and the sum of (i) the consideration received (including any new asset obtained less any new liability assumed) and (ii) any cumulative gain or loss that had been recognised in other comprehensive income (OCI) is recognised in the consolidated statement of comprehensive income.

Any cumulative gains or losses recognised in OCI in respect of equity investment securities designated as at FVOCI is not recognised in the consolidated statement of comprehensive income on derecognition of such securities. Any interest in transferred financial assets that qualify for derecognition that is created or retained by the Company is recognised as a separate asset or liability.

Financial liabilities

The Company derecognises a financial liability when its contractual obligations are discharged or cancelled or expired.

(v) Modifications of financial assets and financial liabilities

Financial assets

If the terms of a financial asset are modified, then the Company evaluates whether the cash flows of the modified asset are substantially different.

If the cash flows are substantially different, then the contractual rights to cash flows from the original financial asset are deemed to have expired. In this case, the original financial asset is derecognised, and a new financial asset is recognised at fair value plus any eligible transaction costs. Any fees received as part of the modification are accounted for as follows:

- fees that are considered in determining the fair value of the new asset and eligible transaction costs are included in the initial measurement of the asset; and
- other fees are included in the consolidated statement of comprehensive income as part of the gain or loss on derecognition.

NOTES TO THE FINANCIAL STATEMENTS FOR THE YEAR ENDED 31 DECEMBER, 2020

(Expressed in Thousands of Trinidad and Tobago dollars)

2. Significant accounting policies (continued)

c) Financial instruments (continued)

(v) Modifications of financial assets and financial liabilities (continued)

Financial assets (continued)

If cash flows are modified when the borrower is in financial difficulties, then the objective of the modification is usually to maximise recovery of the original contractual terms rather than to originate a new asset with substantially different terms. If the Company plans to modify a financial asset in a way that would result in forgiveness of cash flows, then it first considers whether a portion of the asset should be written off before the modification takes place. This approach impacts the result of the quantitative evaluation and means that the derecognition criteria are not usually met in such cases.

If the modification of a financial asset measured at amortised cost or FVOCI does not result in derecognition of the financial asset, then the Company first recalculates the gross carrying amount of the financial asset using the original effective interest rate of the asset and recognises the resulting adjustment as a modification gain or loss in the consolidated statement of comprehensive income. For floating rate financial assets, the original effective interest rate used to calculate the modification gain or loss is adjusted to reflect current market terms at the time of the modification.

d) Impairment of financial assets

Overview of the Expected Credit Losses (ECL) principles

The Company records an allowance for ECL for all mortgage loans and other debt financial assets not held at FVPL, together with loan commitments. Equity instruments are not subject to impairment under IFRS 9.

The Company uses the general probability of default approach when calculating ECLs. The ECL allowance is based on the credit losses expected to arise over the life of the asset (the lifetime expected credit loss or LTECL), unless there has been no significant increase in credit risk since origination, in which case, the allowance is based on the 12 months' expected credit loss (12mECL).

The 12mECL is the portion of LTECLs that represent the ECLs that result from default events on a financial instrument that are possible within the 12 months after the reporting date. Both LTECLs and 12mECLs are calculated on either an individual basis or a collective basis, depending on the size and nature of the underlying portfolio of financial instruments. The Company's policy for grouping financial assets measured on a collective basis is explained in Note 30.

The Company has established a policy to perform an assessment at the end of each reporting period, of whether a financial instrument's credit risk has increased significantly since initial recognition by considering the change in the risk of default occurring over the remaining life of the financial instrument.

Based on the above process, the Company classifies its financial assets into Stage 1, Stage 2 and Stage 3, as described below:

Stage 1 - When financial assets are first recognised and continue to perform in accordance with the contractual terms and conditions after initial recognition, the Company recognises an allowance based on 12mECLs. Stage 1 financial assets also include facilities where the credit risk has improved, and the financial asset has been reclassified from Stage 2.

NOTES TO THE FINANCIAL STATEMENTS FOR THE YEAR ENDED 31 DECEMBER, 2020

(Expressed in Thousands of Trinidad and Tobago dollars)

2. Significant accounting policies (continued)

d) Impairment of financial assets (continued)

Overview of the Expected Credit Losses (ECL) principles (continued)

Stage 2 - When a financial asset has shown a significant increase in credit risk since origination, the Company records an allowance for the LTECLs. Stage 2 financial assets also include facilities where the credit risk has improved and the financial asset has been reclassified from Stage 3. Stage 2 assets are overdue >90 days, but <180 days.

Stage 3 - Financial assets considered credit-impaired. The Company records an allowance for the LTECLs. All loans >180 days are in this category.

For financial assets for which the Company has no reasonable expectations of recovering either the entire outstanding amount, or a proportion thereof, the gross carrying amount of the financial asset is reduced. This is considered a partial derecognition of the financial asset.

The calculation of ECLs

The Company adopts a more proportional and simplified ECL methodology based on information already used in the current credit risk management and reporting framework. This involves the application of inherent risk rates currently calculated, with an allowance for possible future worsening of credit loss experience. Annual portfolio credit loss rates have been stable over the past 6 years at 0.2% or below.

The methodology adopted assumes the following:

- Historic credit loss rates represent a reasonable predictor for future credit events
- The Company's approach to credit risk management is consistent going forward
- The credit risks of the portfolio will remain relatively stable in the future

The parameters outlined above are reviewed annually for consistency. The proposed assumptions and methodology would be reviewed and adjusted as required if actual default experience differs from expectation.

Applying the Impact of COVID-19 to Forward Looking Information for ECL

Due to the level of uncertainty at the end of December 2020, management evaluated the ECL model and determined the need for a management overlay to factor in the impact of COVID-19. Management has used a scorecard approach to apply a management overlay. The Company's forward-looking adjustment calculation analyses the environment as at the measurement date, analyzing factors and data specific to the Company to determine a range of probable losses inherent to mortgage loans as at the evaluation date. The probability weighted scenarios are incorporated in the scorecard approach for the forward-looking adjustment. The three main macro factors applied within the scorecard approach were unemployment rate, GDP growth and inflation rate. Management has assumed that these factors will still impact the portfolio through COVID-19.

Three scenarios were weighted based on the range of macroeconomic scenarios. The score and probability of impact of each scenario were multiplied, and the results were summed for all three scenarios. These weightings and multipliers resulted in a weighted adjustment factor of 1.21.

NOTES TO THE FINANCIAL STATEMENTS FOR THE YEAR ENDED 31 DECEMBER, 2020

(Expressed in Thousands of Trinidad and Tobago dollars)

2. Significant accounting policies (continued)

e) Investment securities

The Company classifies its investment securities at amortised cost. The amortised cost financial assets are non-derivative financial assets with fixed or determinable payments and fixed maturities that the Company's management has the positive intention and ability to hold to maturity.

After initial measurement, these financial investments are subsequently measured at amortised cost, less allowance for impairment. Premiums and discounts are amortised over the life of the instrument using the effective interest rate method. The amortization of premiums and discounts is taken to the statement of comprehensive income.

f) Mortgage loans

Mortgage loans are financial assets provided directly to a customer. These carry fixed or determinable payments and are not quoted in an active market. Mortgage loans are carried at amortised cost using the effective interest method, less expected credit losses.

g) Property and equipment

All property and equipment are stated at historical cost less depreciation. Historical cost includes expenditure that is directly attributable to the acquisition of the items. Subsequent costs are included in the asset's carrying amount or are recognised as a separate asset, as appropriate, only when it is probable that future economic benefits associated with the item will flow to the Company and the cost of the item can be measured reliably.

All other repairs and maintenance are charged to other operating expenses during the financial period in which they are incurred.

Land is not depreciated as it is deemed to have an infinite life. Artwork is not depreciated as it is deemed to appreciate in value. Depreciation of other assets is calculated using the straight-line method to allocate their cost to their residual values over their estimated useful lives, as follows:

Office buildings	-	2 to 33½%
Motor vehicles	-	25%
Furniture and equipment	-	12½%
Computer equipment	-	20 to 25%

Property and equipment are reviewed periodically for impairment. Where the carrying amount of an asset is greater than its estimated recoverable amount, it is written down immediately to its recoverable amount.

Gains and losses on disposals of property and equipment are determined by comparing their proceeds to their carrying amounts and are recognised in the statement of comprehensive income.

Included within property and equipment on the statement of financial position is a Tobago property with a net book value of \$10.6 million, which is fully owned by the Company. However, 23% of the area square footage of this property is owner-occupied with the remaining 77% being leased to the Tobago Tourism Agency Limited and the Tobago House of Assembly under operating leases. As such, the portions leased out are considered investment property under IAS 40. We determined that the re-classification to investment property would have no material impact to the financial statements as a whole and thus, no amendment was made to the financial statements.

NOTES TO THE FINANCIAL STATEMENTS FOR THE YEAR ENDED 31 DECEMBER, 2020

(Expressed in Thousands of Trinidad and Tobago dollars)

2. Significant accounting policies (continued)

h) Leases

The Company assesses at contract inception whether a contract is, or contains, a lease. That is, if the contract conveys the right to control the use of an identified asset for a period of time in exchange for consideration.

Company as a lessee

The Company applies a single recognition and measurement approach for all leases, except for short-term leases and leases of low-value assets.

i) Right-of-use assets

The Company recognises right-of-use assets at the commencement date of the lease (i.e., the date the underlying asset is available for use). Right-of-use assets are measured at cost less any accumulated depreciation and impairment losses and adjusted for any remeasurement of lease liabilities. The cost of right-of-use assets includes the amount of the initial lease liabilities recognised, initial direct costs incurred, and lease payments made on or before the commencement date less any lease incentives received.

Right-of-use assets are depreciated on a straight-line basis over the shorter of the lease term and the estimated useful lives of the assets, as follows:

Land and building	3 to 5 years
Office equipment	1 to 3 years

If ownership of the leased asset transfers to the Company at the end of the lease term or the cost reflects the exercise of a purchase option, depreciation is calculated using the estimated useful life of the asset. The right-of-use assets are also subject to impairment.

ii) Lease liabilities

At the commencement date of the lease, the Company recognises lease liabilities measured at the present value of lease payments to be made over the lease term. The lease payments include fixed payments (including in substance fixed payments) less any lease incentives receivable, variable lease payments that depend on an index or a rate, and amounts expected to be paid under residual value guarantees. The lease payments also include the exercise price of a purchase option reasonably certain to be exercised by the Company and payments of penalties for terminating the lease, if the lease term reflects the Company exercising the option to terminate.

Variable lease payments that do not depend on an index or a rate are recognised as expenses (unless they are incurred to produce inventories) in the period in which the event or condition that triggers the payment occurs.

In calculating the present value of lease payments, the discount rate was calculated by finding the difference between the rate of TTMF's last bond and the rate as per the Central Bank's yield curve for the corresponding period to determine TTMF's interest spread. For each contract length, the interest rate as per Central Bank's yield curve was determined. TTMF's spread was then added to this rate to arrive at the annual discount rate to be used for each contract. After the commencement date, the amount of lease liabilities is increased to reflect the accretion of interest and reduced for the lease payments made. In addition, the carrying amount of lease liabilities is remeasured if there is a modification, a change in the lease term, a change in the lease payments (e.g., changes to future payments resulting from a change in an index or rate used to determine such lease payments) or a change in the assessment of an option to purchase the underlying asset.

NOTES TO THE FINANCIAL STATEMENTS FOR THE YEAR ENDED 31 DECEMBER, 2020

(Expressed in Thousands of Trinidad and Tobago dollars)

2. Significant accounting policies (continued)

h) Leases (continued)

iii) Short-term leases and leases of low-value assets

The Company applies the short-term lease recognition exemption to its short-term leases of machinery and equipment (i.e., those leases that have a lease term of 12 months or less from the commencement date and do not contain a purchase option). It also applies the lease of low-value assets recognition exemption to leases of office equipment that are considered of low value. Lease payments on short-term leases and leases of low-value assets are recognised as an expense on a straight-line basis over the lease term.

i) Cash and cash equivalents

Cash and cash equivalents are defined as cash on hand, bank overdraft, demand deposits and short-term, highly liquid investments readily convertible to known amounts of cash with original maturities of three months or less and subject to insignificant risks of change in value.

j) Provisions

Provisions are recognised when the Company has a present legal or constructive obligation as a result of past events from which, it is probable that an outflow of resources embodying economic benefits will be required to settle the obligation, and a reliable estimate of the amount of the obligation can be made.

Employee entitlements to annual leave and long service leave are recognised when they accrue to employees. A provision is made for the estimated liability for annual leave and long service leave as a result of services rendered by employees up to the statement of financial position date.

Provisions are measured at the present value of the expenditures expected to be required to settle the obligation using a pre-tax rate that reflects current market assessments of the time value of money and the risks specific to the obligation.

k) Employee benefits

The Company operates a defined benefit plan, the assets of which are held in a separate trustee-administered fund. The pension plan is funded by payments from employees and by the Company, taking into account the recommendations of an independent qualified actuary. A defined benefit plan is a pension plan that defines an amount of pension benefit that an employee will receive on retirement, usually dependent on one or more factors, such as age, years of service and compensation.

The asset/liability recognised in the statement of financial position in respect of defined benefit pension plan is the present value of the defined benefit obligation at the statement of financial position date less the fair value of plan assets, together with adjustments for unrecognised actuarial gains or losses and past service costs. The defined benefit obligation is calculated annually by independent actuaries using the projected unit credit method. Under this method, the cost of providing pensions is charged to the statement of comprehensive income so as to spread the regular cost over the service lives of the employees.

The present value of the defined benefit obligation is determined by discounting the estimated future cash outflows using interest rates of high-quality corporate bonds that are denominated in the currency in which the benefits will be paid, and that have terms to maturity approximating the terms of the related pension liability.

NOTES TO THE FINANCIAL STATEMENTS FOR THE YEAR ENDED 31 DECEMBER, 2020

(Expressed in Thousands of Trinidad and Tobago dollars)

2. Significant accounting policies (continued)

k) Employee benefits (continued)

Re-measurement of the net defined benefit liability, which comprise of actuarial gains and losses and the return on plan assets (excluding interest) are recognised immediately through the statement of comprehensive income.

The defined benefit plan mainly exposes the Company to actuarial risks such as investment risk, inherent rate risk and longevity risks.

Past service cost is recognised as an expense at the earlier of the date when a plan amendment or curtailment occurs and the date when an entity recognises any termination benefits or related restructuring costs.

l) Taxation

Current tax

The tax currently payable is based on taxable profit for the year. Taxable profit differs from profit as reported in the statement of comprehensive income because it excludes items of income or expense that are taxable or deductible in other years and it further excludes items that are never taxable or deductible. The Company's liability for current tax is calculated using tax rates that have been enacted or substantively enacted by the statement of financial position date.

Deferred tax

Deferred tax is provided in full, using the liability method, on temporary differences arising between the tax bases of assets and liabilities and their carrying amounts in the financial statements. Deferred tax is determined using tax rates (and laws) that have been enacted or substantially enacted by the statement of financial position date and are expected to apply when the related deferred tax asset is realized or the deferred tax liability is settled.

Deferred tax assets are recognised where it is probable that future taxable profit will be available against which the temporary differences can be utilized. The tax effects of income tax losses available to be carry forward are recognised as an asset when it is probable that future taxable profits will be available against which these losses can be utilized.

m) Foreign currency

Monetary assets and liabilities denominated in foreign currencies are expressed in Trinidad and Tobago dollars at rates of exchange ruling on 31 December 2020. All revenue and expenditure transactions denominated in foreign currencies are translated at the buying (cash) rate of our bankers and the resulting profits and losses on exchange from these trading activities are dealt with in the statement of comprehensive income.

n) Revenue from contracts with customers

Mortgage loans

Income from mortgage loans, including origination fees, is recognised on an amortised basis. Interest is accounted for on the accrual basis except where a loan becomes contractually three months in arrears and the interest is suspended and then accounted for on a cash basis of at least 6 months subsequent to the loan being brought up to date.

NOTES TO THE FINANCIAL STATEMENTS FOR THE YEAR ENDED 31 DECEMBER, 2020

(Expressed in Thousands of Trinidad and Tobago dollars)

2. Significant accounting policies (continued)

n) Revenue from contracts with customers (continued)

Investment income

Interest income is recognised in the statement of comprehensive income as it accrues, taking into account the effective yield of the asset or an applicable floating rate. Interest income includes the amortization of any discount or premium.

Rental income

Rental income under operating leases is recognised in the statement of comprehensive income on a straight-line basis over the term of the lease.

Fees and commissions

Unless included in the effective interest calculation, fees are recognised on an accrual basis as the service is provided. Fees and commissions not integral to the effective interest arising from negotiating or participating in the negotiation of a transaction from a third party are recognised on completion of the underlying transaction. Portfolio and other management advisory and service fees are recognised based on the applicable service contract.

Other income and expenditure

Other income and expenditure, inclusive of borrowing costs and related government subsidies, are accounted for on the accrual basis.

o) Mortgage agency business

The Company manages the disbursement and collection of mortgage loans on behalf of other mortgage companies. The loan portfolios managed under these agreements totalled \$1,418 million (2019: \$1,473 million) and is not reflected in these financial statements.

p) Share capital

Ordinary shares are classified as equity. Incremental external costs directly attributable to the issue of new shares, other than in connection with business combinations, are shown in equity as a deduction, net of tax, from the proceeds. Share issue costs incurred directly in connection with a business are included in the cost of acquisition.

q) Capitalized transaction costs

The costs incurred in the issue of bonds for investment in housing is amortised over the duration of the respective bond issue.

r) Dividend distribution

Dividend distribution to the Company's shareholders is recognised as a liability in the financial statements in the period in which the dividends are approved.

NOTES TO THE FINANCIAL STATEMENTS FOR THE YEAR ENDED 31 DECEMBER, 2020

(Expressed in Thousands of Trinidad and Tobago dollars)

3. Critical accounting judgments and key sources of estimation uncertainty

Key sources of estimation uncertainty

The preparation of the financial statements in conformity with generally accepted accounting principles requires the use of estimates and assumptions that affect the reported amounts of assets and liabilities and disclosure of contingent assets and liabilities at the date of the financial statements and the reported amounts of revenues and expenses during the reporting period. Although these estimates are based on management's best knowledge of current events and actions, actual results ultimately may differ from those estimates.

The estimates and underlying assumptions are reviewed on an on-going basis. Revisions to accounting estimates are recognised in the period in which the estimate is revised if the revision affects only that period or in the period of the revision and future periods if the revision affects both current and future periods.

Critical accounting judgments

The following are the critical judgments, apart from those involving estimations that management has made in the process of applying the Company's accounting policies that have the most significant effect on the amounts recognised in financial statements.

a) *Deferred tax asset*

In calculating the provision for deferred taxation, management uses judgment to determine the possibility that future taxable profits will be available to facilitate utilization of taxable losses which have arisen at the statement of financial position date.

b) *Impairment of financial assets*

The measurement of impairment losses under IFRS 9 across all categories of financial assets requires judgement. These estimates are driven by a number of factors, changes in which can result in different levels of allowances.

The Company's ECL calculation is an output of a model with a number of underlying assumptions regarding the choice of variable inputs and their interdependencies. Elements of the ECL models that are considered accounting judgements and estimates include:

- The estimation of the amount and timing of future cash flows and collateral values when determining impairment losses
- The Company's criteria for assessing if there has been a significant increase in credit risk and so allowances for financial assets should be measured on a LTECL basis and the qualitative assessment
- Development of ECL models, including the various formulas and the choice of inputs
- The inclusion of overlay adjustments based on judgement and future expectations

c) *Net pension liability*

In conducting valuation exercises to measure the effect of employees benefit plans on the Company, judgment is used and assumptions are made, in determining discount rates, salary increases, national insurance ceiling increases, pension increases and the rate of return on the assets of the plan.

d) *COVID-19 impact*

On 30 January 2020, the World Health Organization declared the outbreak, of a novel strain of coronavirus ("COVID-19"), to constitute a "Public Health Emergency of International Concern." This global outbreak has disrupted supply chains across a range of industries.

The impact of COVID-19 resulted in the application of further judgement within those identified areas. Given the dynamic and evolving nature of COVID-19, recent experience of the economic and financial impacts of such a pandemic, and the duration between the declaration of the pandemic and the preparation of these financial statements, changes to the estimates and outcomes that have been applied in the measurement of the Company's assets and liabilities may arise in the future. Other than adjusting events that provide evidence of conditions that existed at the end of the reporting period, the impact of events that arise after the reporting period will be accounted for in future reporting periods.

NOTES TO THE FINANCIAL STATEMENTS FOR THE YEAR ENDED 31 DECEMBER, 2020

(Expressed in Thousands of Trinidad and Tobago dollars)

4. Cash and cash equivalents	2020	2019
Cash in hand	1,775	1,326
Cash at bank	<u>41,512</u>	<u>58,992</u>
	<u>43,287</u>	<u>60,318</u>

The average effective interest rate on cash and cash equivalents for the current year is 0.00% (2019: 0.00%).

The Company has an unsecured overdraft facility for \$25 million with Republic Bank Limited. This facility is fully undrawn at 2020 and 2019.

5. GORTT subsidy receivable	2020	2019
Subsidy on \$200M Bond	-	93
Subsidy on 2% and 5% graduated mortgage programmes	<u>266,374</u>	<u>219,331</u>
	<u>266,374</u>	<u>219,424</u>

Subsidy on Mortgages - 2% and 5% graduated mortgage programmes

The Company is the Government's partner in the provision of mortgage financing for affordable housing. The facility is provided to qualifying citizens at subsidized rates of interest through a Government subsidy.

Amounts of \$120.2 million (2019: nil) were received from the GORTT during the year to assist with the financing and the provision of affordable housing at subsidized rates of interest to citizens of Trinidad and Tobago. This subsidy also compensates TTMF for the overall administration of this portfolio. The interest element of the subsidy is netted off against interest expense and the administration fees being recognised in other income.

Subsidy on Bonds

The subsidy received from the GORTT is calculated on a quarterly basis as the difference between the cost of the bonds, plus an administrative fee and the effective rate of return on the Company's mortgage loans, over the term of the bonds. This enables the Company to lend at specified mortgage interest rates under the approved mortgage company programme. This is recognised on the accrual basis and is net off against interest expense in the statement of comprehensive income.

	2020	2019
Receivable balance at beginning year	(219,424)	(73,113)
Add: Receipts from GORTT	<u>120,599</u>	<u>1,020</u>
	<u>(98,825)</u>	<u>(72,093)</u>
Less amounts released:		
Interest expense	(136,444)	(119,512)
Other	<u>(31,105)</u>	<u>(27,819)</u>
	<u>(167,549)</u>	<u>(147,331)</u>
Amount deferred	(266,374)	(219,424)
Amounts reclassified to subsidy receivable	<u>266,374</u>	<u>219,424</u>
	<u>-</u>	<u>-</u>

NOTES TO THE FINANCIAL STATEMENTS FOR THE YEAR ENDED 31 DECEMBER, 2020

(Expressed in Thousands of Trinidad and Tobago dollars)

6. Debtors and prepayments	2020	2019
Interest receivable on investments	4,567	4,567
IDB service fee	188	168
Staff debtors	246	332
Other	<u>2,129</u>	<u>3,128</u>
	<u>7,130</u>	<u>8,195</u>

7. Investment securities	2020	2019
Securities at amortised cost:		
HDC fixed rate 8.5% bond	228,003	227,504
NIPDEC 6.55% bond	<u>25,922</u>	<u>25,961</u>
	<u>253,925</u>	<u>253,465</u>

There were no expected credited losses recognized on investment securities for 2020 and 2019. The average effective interest rate on the Company's investment securities for the current year is 8.30% (2019: 8.30%). As at the year end, the fair value of investment securities classified as amortised cost amounted to \$272.2 million (2019: \$281.3 million).

8. Mortgage loans	2020	2019
Stage 1	3,454,462	3,303,124
Stage 2	93,634	65,858
Stage 3	<u>208,243</u>	<u>128,607</u>
	3,756,339	3,497,589
Add: Recoveries cost	10,084	9,758
Less: Net prepaid interest	<u>(12,395)</u>	<u>(7,768)</u>
	3,754,028	3,499,579
Less: Allowances for ECL	<u>(29,684)</u>	<u>(21,665)</u>
Net advances	3,724,344	3,477,914
Mortgages in process of conversion	<u>-</u>	<u>60,505</u>
	<u>3,724,344</u>	<u>3,538,419</u>
Reconciliation of expected credit losses on mortgage loans:		
Balance at 1 January	21,665	21,197
Charge/(reduction) for the year	13,697	(831)
Write (off)/back for the year	<u>(5,678)</u>	<u>1,299</u>
Balance at 31 December	<u>29,684</u>	<u>21,665</u>

The average effective interest rate on the mortgage loan portfolio for the current year is 4.50% (2019: 4.68%).

NOTES TO THE FINANCIAL STATEMENTS FOR THE YEAR ENDED 31 DECEMBER, 2020

(Expressed in Thousands of Trinidad and Tobago dollars)

9. Property and equipment	Land & buildings	Motor vehicle	Furniture & equipment	Computer equipment	Artwork	Work in Progress	2020	2019
Cost								
At beginning of the year	51,083	1,760	4,832	10,033	366	217	68,291	66,750
Additions/reclassification	721	-	277	2,059	-	(168)	2,889	4,522
Disposals	(405)	-	(478)	(2,707)	-	-	(3,590)	(2,981)
At end of year	<u>51,399</u>	<u>1,760</u>	<u>4,631</u>	<u>9,385</u>	<u>366</u>	<u>49</u>	<u>67,590</u>	<u>68,291</u>
Accumulated depreciation								
At beginning of the year	17,313	601	2,504	5,260	-	-	25,678	24,393
Depreciation charge	1,534	440	605	2,270	-	-	4,849	4,118
Depreciation on disposals	(405)	-	(473)	(2,707)	-	-	(3,585)	(2,833)
At end of year	<u>18,442</u>	<u>1,041</u>	<u>2,636</u>	<u>4,823</u>	<u>-</u>	<u>-</u>	<u>26,942</u>	<u>25,678</u>
Net book value	<u>32,957</u>	<u>719</u>	<u>1,995</u>	<u>4,562</u>	<u>366</u>	<u>49</u>	<u>40,648</u>	<u>42,613</u>

10. Leases

The Company has lease contracts for land and building and office equipment used in its operations. The leases for land and building generally have lease terms between three and five years and office equipment between one and three years.

The Company also has leases for office equipment of low value. The Company applied the "low-value lease" recognition exemption for these leases. The Company recognised rent expense from low-value leases of \$0 for the year ended 31 December 2020 (2019: \$0.3 million).

Set out below are the carrying amounts of right-of-use assets and lease liabilities recognised and the movements during the year:

	Land and building	Office equipment	Total
Right-of-use assets			
Balance at 1 January 2020	2,843	863	3,706
Depreciation	(1,243)	(271)	(1,514)
Balance at 31 December 2020	<u>1,600</u>	<u>592</u>	<u>2,192</u>
Leased liabilities			
Balance at 1 January 2020	2,883	868	3,751
Interest expense	89	33	122
Principal payments	(1,317)	(293)	(1,610)
Balance at 31 December 2020	<u>1,655</u>	<u>608</u>	<u>2,263</u>

NOTES TO THE FINANCIAL STATEMENTS FOR THE YEAR ENDED 31 DECEMBER, 2020

(Expressed in Thousands of Trinidad and Tobago dollars)

10. Leases (continued)

	2020	2019
The following are the amounts recognised in the statement of comprehensive income:		
Depreciation expense for right-of-use assets	1,514	1,169
Interest expense on lease liabilities	122	123
Expense relating to low-value leases	-	264
Expense relating to short-term leases	238	182
Total amount recognised in statement of comprehensive income	<u>1,874</u>	<u>1,738</u>

Short-term leases relate to two lease agreements with terms of 12 months. These leases were accounted for as operating leases within the period of use.

11. Deferred tax assets (net)

	2020	2019
Taxation losses	148,292	148,686
Loan fees	6,075	5,937
Pension liability	8,986	6,313
Right-of-use assets	21	12
Property and equipment	<u>(280)</u>	<u>(2,162)</u>
	<u>163,094</u>	<u>158,786</u>

	(Charge)/credit			
	2019	Income statement	OCI	2020
Taxation losses	148,686	(394)	-	148,292
Loan fees	5,937	138	-	6,075
Pension liability	6,313	(197)	2,870	8,986
Right-of-use assets	12	9	-	21
Property and equipment	<u>(2,162)</u>	<u>1,882</u>	<u>-</u>	<u>(280)</u>
	<u>158,786</u>	<u>1,438</u>	<u>2,870</u>	<u>163,094</u>

	(Charge)/credit			
	2018	Income statement	OCI	2019
Taxation losses	154,238	(5,552)	-	148,686
Loan fees	5,850	87	-	5,937
Pension liability	4,214	(544)	2,643	6,313
Right-of-use assets	-	12	-	12
Property and equipment	<u>(854)</u>	<u>(1,308)</u>	<u>-</u>	<u>(2,162)</u>
	<u>163,448</u>	<u>(7,305)</u>	<u>2,643</u>	<u>158,786</u>

NOTES TO THE FINANCIAL STATEMENTS FOR THE YEAR ENDED 31 DECEMBER, 2020

(Expressed in Thousands of Trinidad and Tobago dollars)

11. Deferred tax assets (net) (continued)

Deferred tax assets are recognized where it is probable that future taxable profit will be available against which the temporary differences can be utilized. The Company has utilized these losses through the generation of taxable profits in the last few years and is expected to continue to do so, and be able to further utilize these losses with the planned formation of Trinidad and Tobago Mortgage Bank (TTMB). Such restructuring will allow for the further use of accumulated income tax losses against future taxable profits in the short to medium term.

12. Prepayments by mortgagors

Prepayments by mortgagors reflect payments received by customers primarily for remittance to third parties.

	2020	2019
Escrows	62,601	64,120
Insurance	25,843	26,727
Other	748	911
	<u>89,192</u>	<u>91,758</u>

13. Amount due under IDB loan programme

The Company has been appointed agents by the GORTT to disburse funds to beneficiaries under the IDB Settlements Programme.

14. Amount due to HDC

This balance relates to the amount due to HDC as a result of the GORTT's decision to rescind the administered portfolio arrangement with TTMF.

15. Sundry creditors and accruals

	2020	2019
Unearned loan fees	20,249	19,791
Home Mortgage Bank	29,764	14,901
Provision for staff costs	13,665	9,639
Advance - beneficiary owned land subsidy	2,826	2,826
Mortgage clearing accounts	26,156	14,949
Housing Development Corporation	11,638	-
Other	10,933	13,982
	<u>115,231</u>	<u>76,088</u>

NOTES TO THE FINANCIAL STATEMENTS FOR THE YEAR ENDED 31 DECEMBER, 2020

(Expressed in Thousands of Trinidad and Tobago dollars)

16. Short-term debt

As at December 31, 2020, the outstanding balance represented an unsecured short-term credit facility through Ansa Merchant Bank Limited (AMBL). Borrowings on this facility shall be repayable by a single bullet payment on April 2, 2021. Early repayment is permissible with relevant notice. However, this facility is being converted to a 1-year Commercial Paper on April 2, 2021 to be repaid on April 2, 2022. The average effective interest rate on short-term debt for 2020 was 3.16% (2019: 3.03%).

	2020	2019
Secured:		
HMB short-term revolving credit facility	-	229,708
AMBL short-term facility	<u>129,688</u>	<u>-</u>
	<u>129,688</u>	<u>229,708</u>

17. Long term debt

	2020	2019
Mortgage backed debentures		
- 4.95% debentures 2022	<u>90,250</u>	<u>90,250</u>
	<u>90,250</u>	<u>90,250</u>
Bonds:		
1.00% 1995 Bond Issue 2020	-	4,129
10.00% 2000 Bond Issue 2020	-	10,000
16 - 20 Series Bond Issue 2021 - 2023	180,000	251,000
15 - 20 Series Bond Issue 2021 - 2023	143,100	203,100
14 - 20 Series Bond Issue 2021 - 2024	87,500	112,500
1 - 3 Series Bond Issue 2021 - 2025	800,387	825,664
4 yr Demand Loan 2022	150,000	150,000
5 Series Bond Issue 2023 - 2026	432,100	472,800
UTC \$150M Syndicated Loan due 2021	150,000	150,000
FCB \$400M PCE Bond Issue 2023	400,000	400,000
Citi \$500M Bond 2024 - 2026	<u>500,000</u>	<u>-</u>
	<u>2,843,087</u>	<u>2,579,193</u>
	2,933,337	2,669,443
Less: unamortised transaction cost	<u>(33,648)</u>	<u>(37,780)</u>
Total long-term debt	<u>2,899,689</u>	<u>2,631,663</u>

Loans amounting to Nil (2019: \$10 million) are fully secured by Government guarantees, whilst debt amounting to \$2,351 million (2019: \$2,263 million) is fully secured by the Company's mortgage assets.

The average effective interest rate on long-term debt for the current year is 4.84% (2019: 4.64%).

NOTES TO THE FINANCIAL STATEMENTS FOR THE YEAR ENDED 31 DECEMBER, 2020

(Expressed in Thousands of Trinidad and Tobago dollars)

18. Pension and other post-employment benefits	2020	2019
a) Amounts recognised in the statement of financial position:		
Defined benefit obligations	103,850	86,386
Fair value of plan assets	<u>(73,897)</u>	<u>(65,343)</u>
Net defined benefit liability	<u>29,953</u>	<u>21,043</u>
b) Amounts recognised in statement of comprehensive income:		
Current service cost	4,755	4,016
Interest costs	1,011	693
Administrative expenses	<u>163</u>	<u>169</u>
Net benefit cost	<u>5,929</u>	<u>4,878</u>
c) Amounts recognised in other comprehensive income:		
Experienced loss – demographic	3,994	8,022
Experience loss – financial	351	787
Remeasurement loss - demographic	<u>5,223</u>	<u>-</u>
	<u>9,568</u>	<u>8,809</u>
d) Actual return on plan assets	<u>3,054</u>	<u>2,164</u>
e) Changes in the present value of the defined benefit obligation are as follows:		
Opening defined benefit obligation	86,386	71,409
Current service cost	4,755	4,016
Interest costs	4,415	3,644
Members' contributions	1,620	1,730
Actuarial losses	9,217	8,396
Benefits paid	<u>(2,543)</u>	<u>(2,809)</u>
Closing defined benefit obligation	<u>103,850</u>	<u>86,386</u>
f) Changes in the fair value of plan assets are as follows:		
Opening fair value of plan assets	65,343	57,363
Expected return	3,405	2,951
Employer contributions	6,586	7,064
Members' contributions	1,620	1,731
Actuarial loss on plan assets	(351)	(787)
Administrative expenses	(163)	(169)
Benefits paid	<u>(2,543)</u>	<u>(2,810)</u>
Closing fair value of plan assets	<u>73,897</u>	<u>65,343</u>

NOTES TO THE FINANCIAL STATEMENTS FOR THE YEAR ENDED 31 DECEMBER, 2020

(Expressed in Thousands of Trinidad and Tobago dollars)

18. Pension and other post-employment benefits (continued)

g)	The major categories of plan assets as a percentage of total plan assets are as follows:	2020	2019
	Deposit administration contracts	100%	100%
	Summary of principal actuarial assumptions:		
	Discount rate	5.0%	5.0%
	Salary increases	3.5%	3.0%
h)	The Company is expected to contribute \$7.08 million (2020: \$6.86 million) to its defined benefit plan in 2021.		
i)	Sensitivity of present value of defined benefit obligation		
		1% increase	1% decrease
	Discount rate	(18,590)	24,558
	Salary growth	11,000	(9,458)

The weighted average duration of the defined benefit obligations is 24 years (2019: 24 years).

19. Share capital

	2020	2019
Authorised:		
Unlimited number of ordinary shares of no par value		
Issued and fully paid:		
2,585,000 shares of no par value	<u>12,408</u>	<u>12,408</u>
Dividend per share is \$19.53 (2019: \$20.43)		

20. Interest expense

Gross interest expense	<u>136,569</u>	<u>138,727</u>
Less: Government subsidy		
Bonds	(271)	(647)
2% and 5% Mortgage Programmes	<u>(136,173)</u>	<u>(118,865)</u>
	<u>(136,444)</u>	<u>(119,512)</u>
Net interest expense	<u>125</u>	<u>19,215</u>

21. Investment income

Amortization of discount and premium on amortised cost investment securities	460	422
Interest on investment securities	<u>21,154</u>	<u>22,801</u>
	<u>21,614</u>	<u>23,223</u>

NOTES TO THE FINANCIAL STATEMENTS FOR THE YEAR ENDED 31 DECEMBER, 2020

(Expressed in Thousands of Trinidad and Tobago dollars)

22. Other income	2020	2019
Loan fees	2,203	2,777
IADB income	188	230
Home Mortgage Bank service fees	12,396	15,229
Government assisted programme - administration fees	32,252	29,515
Other	1,246	745
	<u>48,285</u>	<u>48,496</u>
23. Administration expenses		
Staff costs (Note 24)	54,196	50,371
Depreciation	6,363	5,287
Legal and professional fees	2,537	2,889
Advertising and public relations	3,112	4,056
Bank interest and charges	379	216
Bond issue costs	5,685	6,395
Other	6,854	6,427
	<u>79,126</u>	<u>75,641</u>
24. Staff costs		
Wages, salaries and other benefits	45,486	44,350
National insurance	2,510	2,367
Pension costs and other benefits	6,200	3,654
	<u>54,196</u>	<u>50,371</u>
25. Taxation		
a) Components of tax charge		
Deferred tax (Note 11)	1,438	(7,305)
Current tax - current year	(575)	(699)
Green fund levy	(965)	(979)
Tax refund	572	-
	<u>470</u>	<u>(8,983)</u>
b) Reconciliation of accounting to tax profit:		
Net income before taxation	<u>113,834</u>	<u>135,212</u>
Income taxes calculated at statutory rate - 30%	(34,150)	(40,564)
Green fund levy	(965)	(979)
Tax refund	572	-
Net expenses not allowable for tax	(98)	(2,713)
Tax exempt income	<u>35,111</u>	<u>35,273</u>
	<u>470</u>	<u>(8,983)</u>
26. Mortgage commitments		

At 31 December 2020, the Company had outstanding commitments totalling \$206.4 million (2019: \$152.8 million), to intending mortgagors.

NOTES TO THE FINANCIAL STATEMENTS FOR THE YEAR ENDED 31 DECEMBER, 2020

(Expressed in Thousands of Trinidad and Tobago dollars)

27. Related party transactions

Parties are considered to be related if one has the ability to control or exercise significant influence over the other party in making financial or operational decisions. A number of transactions are entered into with related parties in the normal course of business.

Key management personnel are those persons having authority and responsibility for planning and controlling the activities of the Company.

	2020	2019
Mortgage loans		
Key management personnel (including directors)	3,656	4,158
Borrowings and other liabilities		
The National Insurance Board of Trinidad and Tobago		
Interest payable on debt	1,451	1,774
Long term debt	152,000	86,000
Home Mortgage Bank		
Long-term debt	167,000	167,000
Short-term debt	-	230,000
Interest payable on debt	1,837	2,347
Other liabilities	29,764	14,901
Interest and other income		
Key management personnel	63	177
Borrowings interest and other expense		
The National Insurance Board of Trinidad and Tobago	3,432	6,206
Home Mortgage Bank	14,610	9,310
Key management compensation		
Short-term salaries and benefits	2,521	2,532
Post-employment benefits	51	200
Directors' remuneration	496	459

In the normal course of the Company's business, Government and Government-related entities invest in the Company's funding instruments offered to the public. The Government also provides financing for specifically designated arrangements. The Company also administers portfolios for Government and Government-related entities and earns fees for these services. These specific arrangements have been disclosed in the financial statements.

28. Contingent liabilities - litigation

As at 31 December 2020, there were certain legal proceedings outstanding for the Company. This is expected in the normal course of business, with the re-possession of the underlying collateral supporting mortgage loans in arrears. These are taken into consideration in the establishment of individual and collective provisions in the assessment of the impairment of mortgages.

NOTES TO THE FINANCIAL STATEMENTS FOR THE YEAR ENDED 31 DECEMBER, 2020

(Expressed in Thousands of Trinidad and Tobago dollars)

29. Capital management

The Company's objectives when managing capital, which is a broader concept than equity on the face of the statement of financial position, are:

- To safeguard the Company's ability to continue as a going concern so that it can continue to provide returns to shareholders and benefits for other stakeholders; and
- To maintain a strong capital base to support the development of its business.

The Company defines capital as an appropriate mix of debt and equity. Capital increased by \$325 million (2019: \$199 million) to \$4.1 billion (2019: \$3.8 billion) during the year under review.

The Company reviews its capital adequacy quarterly at the Asset/Liability Risk Management committee and Board meetings. The Company maintains healthy capital ratios in order to support its business and to maximize shareholder value.

30. Risk management

The Company's activities are primarily related to the provision of mortgage loans for the purchase of residential properties. The Company's activities expose it to a variety of financial risks and those activities involve analysis, evaluation, acceptance and management of some degree of risk or combination of risks. Taking risk is core to the financial business, and the operational risks are an inevitable consequence of being in business. The Company's aim is therefore to achieve an appropriate balance between risk and return and minimise potential adverse effects on the Company's financial performance.

The Company's risk management policies are designed to identify and analyse these risks, set appropriate risk limits and controls, and to monitor the risks and adherence to limits by means of reliable and up-to-date information systems. The Company regularly reviews its risk management policies and systems to reflect changes in markets and emerging best practice. The most important types of risk that the Company is exposed to are credit risk, liquidity risk, market risk and other operational risk.

Risk management structure

The Board of Directors is ultimately responsible for identifying and controlling risks however, there are separate independent bodies responsible for managing and monitoring risks.

Board of Directors

The Board of Directors is responsible for the overall risk management approach and for approving the risk strategies and principles.

Internal Audit

Risk management processes throughout the Company are audited periodically by the Internal Audit department, which examines both the adequacy of the procedures and the Company's compliance with the procedures. In addition, Internal Audit is responsible for the independent review of risk management and the control environment. Internal Audit discusses the results of all assessments with management, and reports its findings and recommendations to the Audit, Risk and Compliance Committee.

Credit risk

The Company takes on exposure to credit risk, which is the risk that a counter party will cause a financial loss for the Company either by its unwillingness to perform on an obligation or its ability to perform such an obligation is impaired. The Company manages and controls credit risk by setting limits on the amount of risk it is willing to accept for individual counter-parties and for geographical concentrations, and by monitoring exposures in relation to such limits.

NOTES TO THE FINANCIAL STATEMENTS FOR THE YEAR ENDED 31 DECEMBER, 2020

(Expressed in Thousands of Trinidad and Tobago dollars)

30. Risk management (continued)

Credit risk (continued)

Credit risk is the most significant risk that the Company faces; management therefore carefully manages its exposure to credit risk. Credit exposures arise principally in lending activities that lead to mortgage loans, and investment activities that bring debt securities and other bills into the Company's asset portfolio. There is also credit risk in financial instruments, such as loan commitments which is not included in the statement of financial position. These commitments are due within one year of the financial year end.

Maximum exposure to credit risk before collateral held or other credit enhancements

The table below shows the Company's maximum exposure to credit risk:

Details	Maximum exposure 2020	2019
Financial assets		
Mortgage loans	3,756,339	3,497,589
Investment securities	253,925	253,465
Other receivables	270,941	223,991
Cash at bank and cash equivalents	<u>43,287</u>	<u>60,318</u>
Total gross financial assets	4,324,492	4,035,363
Mortgage commitments (Note 26)	<u>206,363</u>	<u>152,818</u>
Total credit risk exposure	<u>4,530,855</u>	<u>4,188,181</u>

Risk limit control and mitigation policies

The Company manages limits and controls concentrations of credit risk wherever they are identified in particular, to individual counterparties.

The Company structures the levels of credit risk it undertakes by placing limits on the amount of risk accepted in relation to one borrower or Company of borrowers and to geographical segments.

Exposure to credit risk is also managed through regular analysis of the ability of borrowers and potential borrowers to meet interest and capital repayment obligations.

The Company has developed a credit risk strategy that establishes the objectives guiding the organization's credit-granting activities and has adopted the necessary policies and procedures for conducting such activities having determined the acceptable risk/reward trade-off for its activities, factoring in the cost of capital. The credit risk strategy, as well as significant credit risk policies are approved and periodically reviewed by the Board of Directors.

The Company's credit strategy reflects its willingness to grant credit based on geographic location, maturity and anticipated profitability. The strategy also encompasses the identification of specific target markets.

Concentrations arise when a number of counterparties are engaged in similar activities in the same geographic region that would cause their ability to meet contractual obligations to be similarly affected by changes in economic, political or other conditions. Concentrations indicate the relative sensitivity of the Company's performance to developments affecting a particular geographic location.

NOTES TO THE FINANCIAL STATEMENTS FOR THE YEAR ENDED 31 DECEMBER, 2020

(Expressed in Thousands of Trinidad and Tobago dollars)

30. Risk management (continued)

Credit Risk (continued)

Risk limit control and mitigation policies (continued)

In order to avoid excessive concentrations of risk, the Company's policies and procedures include specific guidelines to focus on a diversified portfolio.

Some specific risk control and mitigation measures are outlined below:

(1) Collateral

The Company employs various policies and practices to mitigate credit risk. The most traditional of these is the taking of security for funds advanced, which is common practice. The Company implements guidelines on the acceptability of specific classes of collateral or credit risk mitigation. The principal collateral type for mortgage loans is charges over residential properties.

Management monitors the market value of collateral at the point of granting the mortgage commitment and during its review of the adequacy of the allowance for impairment losses.

The Company's policy is to dispose of repossessed properties in a structured manner. The proceeds from the sale are used to repay the outstanding amounts. In general, the Company does not occupy repossessed properties for business use.

(2) Lending

The Company lends up to a maximum of 90% of the property value and 100% under a special programme for projects of the Trinidad and Tobago Housing Development Corporation.

In measuring credit risk of mortgage loans, the Company assesses the probability of default by a counter party on its contractual obligation and the possibility of recovery on defaulted obligations.

The Company assesses the probability of default of individual counterparties using internal rating tools tailored to the various categories of counterparty. These rating tools combine statistical analysis with credit officer judgment and are validated, where appropriate, by comparison with externally available data.

(3) Geographical concentrations

The Company monitors the financial assets credit risk by geographical concentration to prevent over exposure in any area or any residential housing development. The Company manages its investment portfolio by focusing on maintaining a diversified portfolio and concentration percentages. Identified concentrations of credit risks are controlled and managed accordingly.

The table below breaks down mortgage loans, which are the Company's principal financial asset, by region, based upon where the land and building taxes are paid.

NOTES TO THE FINANCIAL STATEMENTS FOR THE YEAR ENDED 31 DECEMBER, 2020

(Expressed in Thousands of Trinidad and Tobago dollars)

30. Risk management (continued)

Credit Risk (continued)

Concentration of risks of financial assets with credit risk exposure

Details	2020	%	2019	%
Mortgage loans				
Arima Borough Council	575,959	13.32	498,611	12.36
Chaguanas Borough Council	788,190	18.23	741,708	18.38
Couva/Tabaquite/Talparo Reg.	296,040	6.85	289,260	7.17
D/Martin Regional Corporation	130,059	3.01	131,467	3.26
Laventille/San Juan Regional Corporation	191,385	4.43	170,550	4.23
Mayaro/Rio Claro Regional Corporation	19,725	0.46	18,380	0.46
POS City Council	139,297	3.22	130,265	3.23
Penal/Debe Regional Corporation	67,627	1.56	64,851	1.61
Point Fortin Borough Council	43,007	0.99	38,712	0.96
Princess Town Regional Corporation	209,212	4.84	196,000	4.86
San Fernando City Council	441,906	10.22	418,572	10.37
Sangre Grande Regional Corporation	117,271	2.71	109,635	2.72
Scarborough	15,825	0.37	17,479	0.43
Siparia Regional Corporation	47,333	1.09	46,828	1.16
Tobago East	56,429	1.30	53,327	1.32
Tobago West	80,482	1.86	79,869	1.98
Tunapuna/Piarco Regional Corporation	<u>536,592</u>	<u>12.41</u>	<u>492,075</u>	<u>12.17</u>
Total mortgage loans	3,756,339	86.86	3,497,589	86.67
Other financial assets	<u>568,153</u>	<u>13.14</u>	<u>537,774</u>	<u>13.33</u>
Total	<u>4,324,492</u>	<u>100.00</u>	<u>4,035,363</u>	<u>100.00</u>

NOTES TO THE FINANCIAL STATEMENTS FOR THE YEAR ENDED 31 DECEMBER, 2020

(Expressed in Thousands of Trinidad and Tobago dollars)

30. Risk management (continued)

Credit risk (continued)

Credit quality per class of financial assets

The Company has determined that credit risk exposure arises from the following statement of financial position lines:

- Mortgage loans
- Investment securities
- Cash and cash equivalents

2020	Stage 1	Stage 2	Stage 3	Total
Mortgage Loans				
Gross balance	3,454,671	93,966	205,391	3,754,028
Allowances for ECL	(8,859)	(3,429)	(17,396)	(29,684)
Net advances	<u>3,445,812</u>	<u>90,537</u>	<u>187,995</u>	<u>3,724,344</u>
ECL to gross mortgage loan (%)	<u>0.3%</u>	<u>3.6%</u>	<u>8.5%</u>	<u>0.8%</u>

2019	Stage 1	Stage 2	Stage 3	Total
Mortgage loans				
Gross balance	3,305,464	66,282	127,833	3,499,579
Allowances for ECL	(6,912)	(1,661)	(13,092)	(21,665)
Net advances	<u>3,298,552</u>	<u>64,621</u>	<u>114,741</u>	<u>3,477,914</u>
ECL to gross mortgage loan (%)	<u>0.2%</u>	<u>2.5%</u>	<u>10.2%</u>	<u>0.6%</u>

Investment securities at amortised cost (Stage 1)	2020	2019
Gross exposure	253,925	253,465
ECL	<u>-</u>	<u>-</u>
Net exposure	<u>253,925</u>	<u>253,465</u>

Management is confident in its ability to continue to ensure minimal exposure of credit risk to the Company resulting from its mortgage loans portfolio and investment securities based on the following:

- As at 31 December 2020, mortgage loans which represent the largest portion of the Company's financial assets (87%) are backed by collateral. The comparative figure is 87%.
- 2% of the mortgage loans portfolio is impaired (2019: 2%). The fair value of collateral supporting these impaired mortgage loans generally exceeds the outstanding balances. Where shortfalls in security values are noted, adequate provisions have been established.

NOTES TO THE FINANCIAL STATEMENTS FOR THE YEAR ENDED 31 DECEMBER, 2020

(Expressed in Thousands of Trinidad and Tobago dollars)

30. Risk management (continued)

Credit risk (continued)

Credit quality per class of financial assets (continued)

Impairment assessment

The main considerations for the mortgage loans impairment assessment include whether any payments of principal or interest are overdue by more than 180 days or whether there are any known difficulties in the cash flows of mortgagors or infringement of the original term of the contract. The Company addresses impairment assessment in two areas: individually assessed allowances and collectively assessed allowances.

Financial asset provisions are reviewed quarterly in accordance with established guidelines and recommended provisions arising out of this review are submitted to the Board for approval. Non-performing debts recommended for write-off are also reviewed annually and action taken in accordance with prescribed guidelines. The Company's impairment assessment and measurement approach is set out below.

Grouping financial assets measured on a collective basis

Dependant on the factors below, the Company calculates ECLs either on a collective or an individual basis. The Company calculates ECL on an individual basis for all Stage 3 assets. The Company calculates ECL on a collective basis for all Stage 1 and Stage 2 assets.

Individually assessed allowances

The Company determines the allowances appropriate for each significant mortgage loan on an individual basis for Stage 3 loans. Items considered when determining allowance amounts include the availability of other financial support and the realizable value of collateral, and the timing of the expected cash flows. The criteria that the Company uses to determine that there is objective evidence of an impairment loss include:

- Delinquency in contractual payments of principal or interest;
- Breach of loan covenants or conditions; and
- Initiation of bankruptcy proceedings.

The impairment losses are evaluated at each reporting date, unless unforeseen circumstances require more careful attention.

The fair value of individually impaired loans is determined by reference to external valuations or valuations updated by Management based on their knowledge of recent comparable transactions. No interest is accrued on individually impaired mortgage loans.

Where it is determined that the realizable value of collateral is insufficient to offset the balance of an impaired loan, the allowance account is offset against the receivable and the remaining balance is written off.

Legal action may be initiated against the mortgagor for the outstanding balance. If monies are recovered, these are offset against bad debt expense.

The carrying amounts of impaired financial assets are not otherwise directly reduced.

NOTES TO THE FINANCIAL STATEMENTS FOR THE YEAR ENDED 31 DECEMBER, 2020

(Expressed in Thousands of Trinidad and Tobago dollars)

30. Risk management (continued)

Credit risk (continued)

Credit quality per class of financial assets (continued)

Mortgage loans - individually impaired

The individually impaired loans and advances to customers before taking into consideration the cash flows from collateral held is \$79.6 million (2019: \$69.7 million). The breakdown of the gross amount of individually impaired loans and advances, along with the fair value of the related collateral held by the Company as security, are as follows:

Mortgage loans - individually impaired	2020	2019
Total	<u>208,243</u>	<u>128,607</u>
Fair value of collateral (before factoring in time to sell)	<u>396,718</u>	<u>210,504</u>

Repossessed collateral

Repossessed properties are sold as soon as practicable, with the proceeds used to reduce the outstanding indebtedness. The fair value (after factoring in time to sell) of repossessed properties as at 31 December 2020 is \$54.8 million (2019: \$60.5 million).

Investment securities and cash and cash equivalents are classified as 'high grade' where the instruments were issued by the Government or government related organizations. Standard grade assets consist of instruments issued by other reputable financial institutions.

Investment securities

The table below shows the credit quality of investments securities as at December 31:

Investment securities	Stage 1	Stage 2	Stage 3	Total
2020				
Amortised cost	253,925	-	-	253,925
%	100%	-	-	100%
2019				
Amortised cost	253,465	-	-	253,465
%	100%	-	-	100%

NOTES TO THE FINANCIAL STATEMENTS FOR THE YEAR ENDED 31 DECEMBER, 2020

(Expressed in Thousands of Trinidad and Tobago dollars)

30. Risk management (continued)

Investment securities (continued)

Cash and cash equivalents

The credit quality of cash and cash equivalents as at 31 December 2020 and 31 December 2019 has been assessed as standard grade.

Market risk

Market risk is the risk that the fair value or future cash flows of financial instruments will fluctuate because of changes in market prices. Market risk comprises of interest rate risk, currency risk and other price risk. The Company has no significant exposure to currency risk and other price risk.

Interest rate risk

The Company is exposed to risks associated with the effects of fluctuations in the prevailing levels of market interest rates. This exposure is concentrated in the Company's financial liabilities, because the majority of the Company's financial assets carry stable interest rates where movements in market rates will not affect the statement of income.

i. Financial assets

a) Mortgage loans

Mortgage loans account for 83% (2019: 83%) of the Company's total assets. Board approval is required by the Company for any changes in mortgage interest rates.

b) Investment securities

Investments securities account for 6% (2019: 6%) of the Company's total assets. These are amortised cost financial assets comprising of fixed rate bonds.

ii. Financial liabilities

Long-term and short-term debt accounts for 86% (2019: 85%) of the Company's financial liabilities. This is made up of fixed and floating bonds and debentures as follows:

	2020	%	2019	%
Short-term debt				
Fixed	<u>129,688</u>	<u>4</u>	<u>229,708</u>	<u>8</u>
Long-term debt				
Fixed	2,899,689	96	2,617,534	91
Floating	<u>-</u>	<u>-</u>	<u>14,129</u>	<u>1</u>
	<u>2,899,689</u>	<u>96</u>	<u>2,631,663</u>	<u>92</u>
Total debt	<u>3,029,377</u>	<u>100</u>	<u>2,861,371</u>	<u>100</u>

Long-term and short-term debt is mainly fixed. However, we have assessed the impact of a 100 basis points change in interest rates on the long-term floating debt. Such movement is believed by management to represent those variable changes which are reasonably possible as at the balance sheet date.

NOTES TO THE FINANCIAL STATEMENTS FOR THE YEAR ENDED 31 DECEMBER, 2020

(Expressed in Thousands of Trinidad and Tobago dollars)

30. Risk management (continued)

ii. Financial liabilities (continued)

The following table demonstrates the sensitivity to a reasonable possible change in interest rates, with all other variables held constant, on the Company's income. This change in interest rates does not give rise to changes in equity.

Effect on profit after tax of a 100 basis points change in interest rates

	100 Basis points	
	Increase	Decrease
31 December 2020		
Profit before tax	1,138	(1,138)
Tax impact - 30%	<u>(342)</u>	<u>342</u>
Profit after tax	<u>796</u>	<u>(796)</u>
31 December 2019		
Profit before tax	1,352	(1,352)
Tax impact - 30%	<u>(406)</u>	<u>406</u>
Profit after tax	<u>946</u>	<u>(946)</u>

Interest rate risk is further mitigated by the subsidies received from the Government in support of granting subsidized mortgages. These subsidies serve to reduce borrowing cost.

Liquidity risk

Liquidity risk is financial risk due to uncertain liquidity. It is the risk that the Company is unable to meet its payment obligations associated with its financial liabilities when they fall due and to replace funds when they are withdrawn. The Company might lose liquidity if it experiences sudden unexpected cash outflows, or some other event causes counterparties to avoid trading with the Company. The consequence may be the failure to meet obligations to repay debts and fulfil commitments to lend.

Liquidity risk management process

The Company's liquidity management process includes:

- Day-to-day funding, managed by monitoring future cash flows to ensure that requirements can be met. These include replenishment of funds as they mature or are borrowed by customers;
- Maintaining a portfolio of highly marketable assets that can easily be liquidated as protection against any unforeseen interruption to cash flow;
- Diversification of its funding base through access to an expanded range in terms of the number of financial institutions and longer term financing tenure;
- Monitoring balance sheet liquidity ratios against internal requirements; and
- Managing the concentration and profile of debt maturities.

The Company also monitors unmatched medium-term assets, the level and type of undrawn lending commitments and the usage of overdraft facilities.

The table below summarises the maturity profile of the Company's financial liabilities at 31 December based on contractual undiscounted cash flow repayment obligations.

NOTES TO THE FINANCIAL STATEMENTS FOR THE YEAR ENDED 31 DECEMBER, 2020

(Expressed in Thousands of Trinidad and Tobago dollars)

30. Risk management (continued)

Liquidity risk management process (continued)

2020	Up to 1 year \$'000	One to five years \$'000	Over 5 years \$'000	Total \$'000
Liabilities				
Interest payable on debt	143,588	241,476	3,114	388,178
Sundry creditors and accruals	115,231	-	-	115,231
Short-term debt	129,688	-	-	129,688
Long-term debt	<u>831,293</u>	<u>1,969,685</u>	<u>98,711</u>	<u>2,899,689</u>
Total undiscounted financial liabilities	<u>1,219,800</u>	<u>2,211,161</u>	<u>101,825</u>	<u>3,532,786</u>
2019				
Liabilities				
Interest payable on debt	154,029	247,193	16,510	417,732
Sundry creditors and accruals	76,088	-	-	76,088
Short-term debt	229,708	-	-	229,708
Long-term debt	<u>228,137</u>	<u>2,008,499</u>	<u>395,027</u>	<u>2,631,663</u>
Total undiscounted financial liabilities	<u>687,962</u>	<u>2,255,692</u>	<u>411,537</u>	<u>3,355,191</u>

Funding approach

Sources of liquidity are regularly reviewed to maintain a wide diversification by provider and term.

Fair value of financial assets and liabilities

The Company computes the estimated fair value of all financial instruments held at the statement of financial position date and separately discloses information where the fair values are different from the carrying values. As at 31 December 2020, carrying values approximated their fair values for all classes of financial instruments as follows:

Financial instruments where the carrying values are assumed to approximate to their fair values, due to their short-term to maturity include cash and cash equivalents, debtors and prepayments, short-term debt and sundry creditors and accruals.

NOTES TO THE FINANCIAL STATEMENTS FOR THE YEAR ENDED 31 DECEMBER, 2020

(Expressed in Thousands of Trinidad and Tobago dollars)

30. Risk management (continued)

Fair value of financial assets and liabilities (continued)

The fair value of fixed rate financial assets and liabilities carried at amortised cost are estimated by comparing market interest rates when they were first recognised with current market rates offered for similar financial instruments. The carrying value of Investment securities and floating long term debt approximate their fair values as market rates are comparable with the instruments' actual interest rates.

The Company's loan portfolio is net of specific provisions for impairment and a general provision. The fair value of performing mortgages approximates the present value of the estimated future cash flows discounted at the current market rate of return having factored in the subsidies received from the Government.

The Company's assets are all classified as Level 2. Included in the Level 2 category are financial assets that are measured using valuation techniques based on assumptions that are supported by prices from observable current market transactions and for which pricing is obtained via pricing services, but where prices have not been determined in an active market. This includes financial assets valued using the Company's own models whereby the majority of assumptions is market observable.

For the year ended 31 December 2020 there were no transfers of assets among any level (2019: no transfers).

Operational risk

Operational risk is the risk of loss arising from systems failure, human error, fraud or external events. When controls fail to perform, operational risks can cause damage to reputation, have legal or regulatory implications, or lead to financial loss. The Company cannot expect to eliminate all operational risks, but through a controlled framework and by monitoring and responding to potential risks, the Company is able to manage the risks. Controls include a periodically reviewed disaster recovery plan and business continuity plan, effective segregation of duties, access, authorization and reconciliation procedures, staff training and development and assessment processes.

NOTES TO THE FINANCIAL STATEMENTS FOR THE YEAR ENDED 31 DECEMBER, 2020

(Expressed in Thousands of Trinidad and Tobago dollars)

31. Maturity analysis of assets and liabilities

The table below analyses the assets and liabilities on the remaining period at 31 December 2020 to the contractual maturity date. See Note 30 – ‘Risk management: Liquidity risk management process’ for an analysis of the financial based on contractual undiscounted repayment obligations.

2020	Up to 1 year \$'000	Over 1 year \$'000	Total \$'000
Assets			
Cash and cash equivalents	43,287	–	43,287
GORTT subsidy receivable	100,000	166,374	266,374
Debtors and prepayments	7,130	–	7,130
Investment securities	228,003	25,922	253,925
Mortgage loans	280,358	3,443,986	3,724,344
Property and equipment	–	40,648	40,648
Right-of-use assets	–	2,192	2,192
Deferred tax asset	–	163,094	163,094
Total assets	<u>658,778</u>	<u>3,842,216</u>	<u>4,500,994</u>
Liabilities			
Prepayments by mortgagors	89,192	–	89,192
Amount due to HDC	863	–	863
Sundry creditors and accruals	115,231	–	115,231
Short-term debt	129,688	–	129,688
Interest payable on debt	143,588	244,590	388,178
Long-term debt	831,293	2,068,396	2,899,689
Lease liabilities	1,544	719	2,263
Pension plan liability	–	29,953	29,953
Total liabilities	<u>1,311,399</u>	<u>2,343,658</u>	<u>3,655,057</u>

NOTES TO THE FINANCIAL STATEMENTS FOR THE YEAR ENDED 31 DECEMBER, 2020

(Expressed in Thousands of Trinidad and Tobago dollars)

31. Maturity analysis of assets and liabilities (continued)

2019	Up to 1 year \$'000	Over 1 year \$'000	Total \$'000
Assets			
Cash and cash equivalents	60,318	–	60,318
GORTT subsidy receivable	219,424	–	219,424
Debtors and prepayments	8,195	–	8,195
Investment securities	227,504	25,961	253,465
Mortgage loans	284,797	3,253,622	3,538,419
Property and equipment	–	42,613	42,613
Right-of-use assets	–	3,706	3,706
Deferred tax asset	–	158,786	158,786
Total assets	800,238	3,484,688	4,284,926
Liabilities			
Dividend payable	52,822	–	52,822
Prepayments by mortgagors	91,758	–	91,758
Amount due to HDC	861	–	861
Sundry creditors and accruals	76,088	–	76,088
Short-term debt	229,708	–	229,708
Interest payable on debt	154,029	263,703	417,732
Long-term debt	228,137	2,403,526	2,631,663
Lease liabilities	1,488	2,263	3,751
Pension plan liability	–	21,043	21,043
Total liabilities	834,891	2,690,535	3,525,426

32. Dividends payable/paid

2020

2019

Dividends payable/paid are analysed as follows:

Final dividend – \$19.53 per share (2019: \$20.43 per share)	50,492	52,822
--	--------	--------

33. Events after the reporting period

The COVID-19 pandemic has created unprecedented uncertainty of the economic environment. Actual economic events and conditions in the future may be materially different from those estimated by the Company at the reporting date. In the event the COVID-19 pandemic impacts are more severe or prolonged than anticipated, we do not believe this would have any material adverse impact on the Company.

There were no other material events after the statement of financial position date which requires adjustment or disclosure in the financial statements as at 24 March 2021.

NOTES TO THE FINANCIAL STATEMENTS FOR THE YEAR ENDED 31 DECEMBER, 2020

(Expressed in Thousands of Trinidad and Tobago dollars)



Trinidad & Tobago
Mortgage Finance
Company Limited

From here... to Home.

HEAD OFFICE: ALBION COURT, #61 Dundonald St. P.O. Box 1096, Port of Spain.

Tel No: (868) 623-TTMF (8863), (868) 625-TTMF (8863), Fax: (868) 624-3262

Website: www.ttmf-mortgages.com • E-mail: info@ttmf-mortgages.com

